

Academic Video Online



Academic Video Online 내용

주제분야	전 주제
제공건수	약 6만 4천 편에 달하는 학술용 비디오 자료 (다큐멘터리, 교습자료, 인터뷰, 공연실황 등)
제공기간	1894년~현재
제공형태	색인, 초록, 원문, 비디오
동시 접속자	무제한
갱신주기	수시 (매월 600~800편 업데이트)
제공서비스	<ul style="list-style-type: none"> - 모든 신청 기관에 IP 인증 링크 제공 - RISS 24시간 개방

AVON 소개



Academic Video Online


Play Channel

About

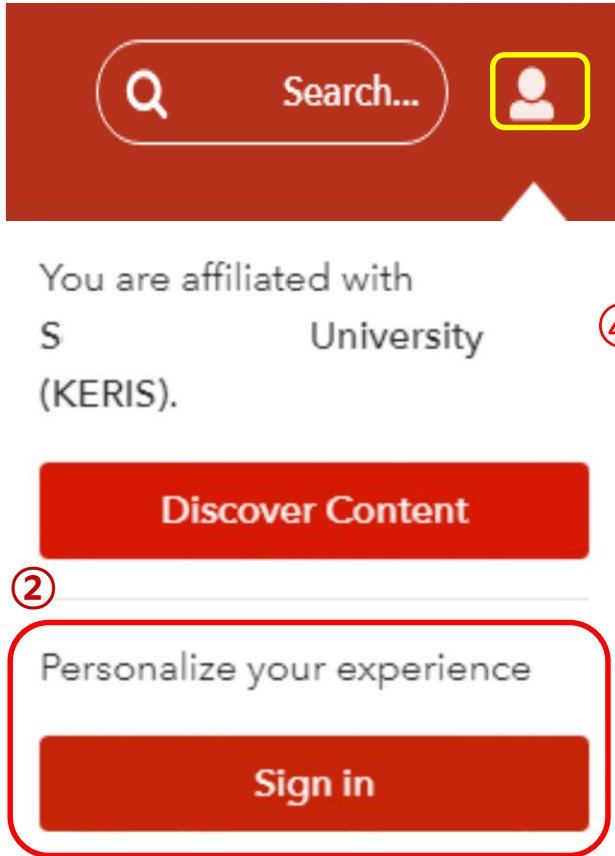
Academic Video Online is the most comprehensive video subscription available to libraries. It delivers more than 66,000 titles spanning the widest range of subject areas including anthropology, business, counseling, film, health, history, music, and more. More than 14,000 titles are exclusive to Alexander Street, all with a predictable ann ... Read more

③ Filter your results

- ① User Account: 개인계정 생성 및 접속
- ② Search: 검색창
- ③ 필터링



개인계정 접속하기



①

④

Sign In

Institutional Email Address Password

Sign in I've forgotten my password Register as a User

③

비디오 잘라내기 기능(클립핑) 이용 시 필요한 개인 계정 만들기

- ① 첫 페이지 오른쪽 상단의 사람모양 아이콘 클릭
- ② “Personalize your experience” 의 “Sign in” 클릭
- ③ 신규생성 - “Register as a User” 선택 후 개인 계정 만들기
- ④ username과 password 입력 후 로그인

필터링

Filter your results



Sort by Relevance ▾

Sort by Relevance ▾

필터링 이용

리스트업 되어 있는 비디오를 필터링 하여 적합한 비디오 찾기

- Subject: 주제 분야
- Publisher: 제작사
- Person: 인물명
- Content Type: 자료 형태
- Language: 언어
- Release Date: 제작 연도

Subject

Fashion designers (1393)
International relations (1197)
War (1115)
Computer software (998)
Fashion (940)



Publisher

Columbia Broadcasting System (3946)
Teachers TV/UK Department of Education (3817)
Universal Pictures Company (3638)
Bloomberg L. P. (3395)
BBC Worldwide (3275)



Person

Ed Herlihy (2145)
Nicolas H. Charney (1830)
Charles Osgood (1442)
Marlene Cardin (1146)
Julia Dyer (1011)



Content Type

Documentary (22800)
Instructional material (13488)
Newsreel (7915)
News story (6641)
Interview (4902)



Language

English (55319)
Dutch (3145)
French (993)
Spanish (675)
Japanese (373)

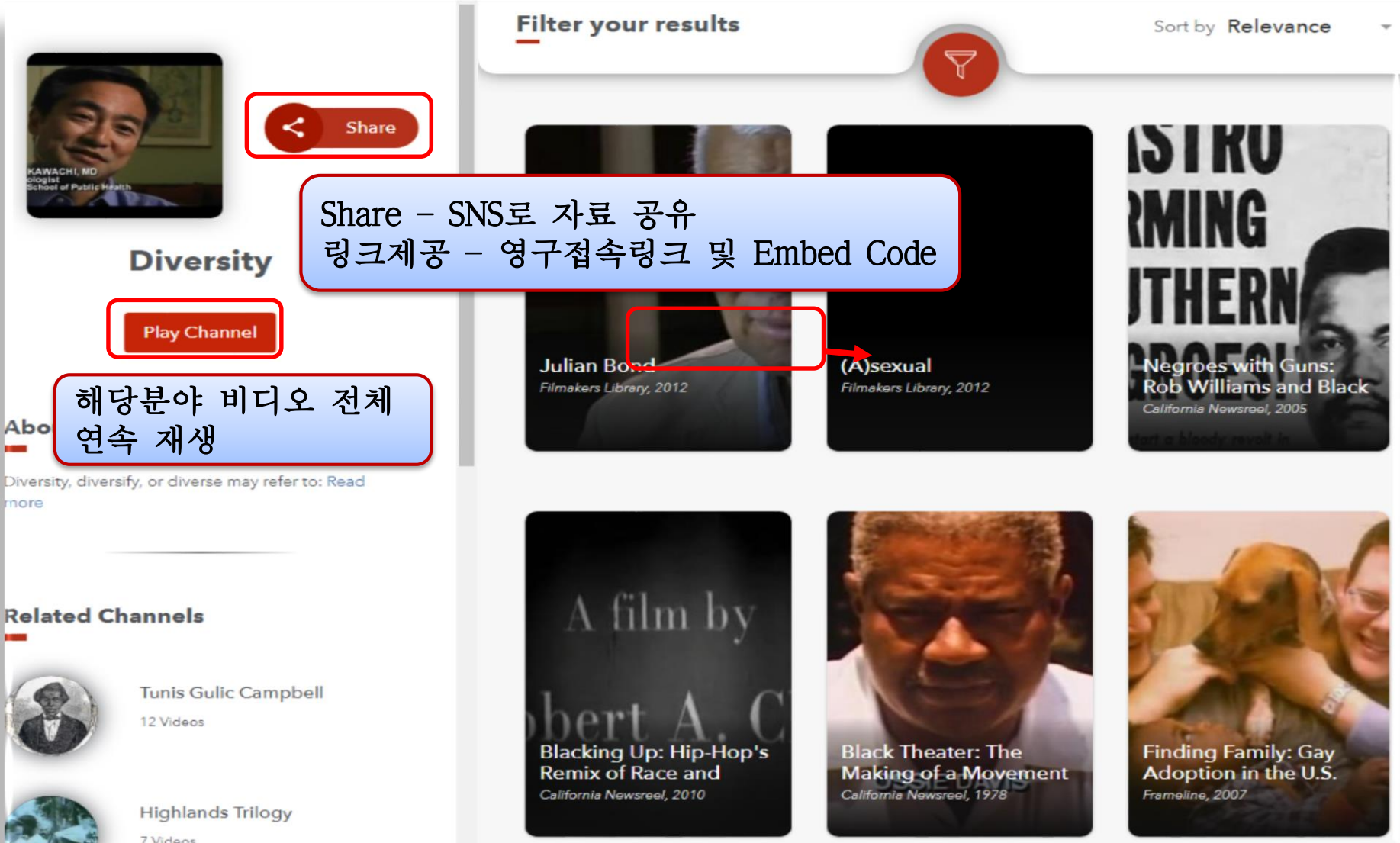


Release Date



Slide to select different range.

결과 리스트 보기



The screenshot shows a search results page for 'Diversity' on the Alexander Street platform. The page includes a 'Filter your results' section at the top right, a 'Sort by Relevance' dropdown, and a grid of video thumbnails. Annotations in red boxes and blue callouts highlight key features: a 'Share' button, a 'Play Channel' button, and a '해당분야 비디오 전체 연속 재생' (Continuous playback of all videos in this field) callout. A blue callout also explains the 'Share' button: 'Share - SNS로 자료 공유 링크제공 - 영구접속링크 및 Embed Code'.

Share

Share - SNS로 자료 공유
링크제공 - 영구접속링크 및 Embed Code

Play Channel

해당분야 비디오 전체
연속 재생

Filter your results

Sort by Relevance

Diversity

KAWACHI, MD
Biologist
School of Public Health

Julian Bond
Filmmakers Library, 2012

(A)sexual
Filmmakers Library, 2012

Negroes with Guns: Rob Williams and Black
California Newsreel, 2005

Blackening Up: Hip-Hop's Remix of Race and
California Newsreel, 2010

Black Theater: The Making of a Movement
California Newsreel, 1978

Finding Family: Gay Adoption in the U.S.
Frameline, 2007

Related Channels

Tunis Gulic Campbell
12 Videos

Highlands Trilogy
7 Videos

비디오 보기



economically

Julian Bond

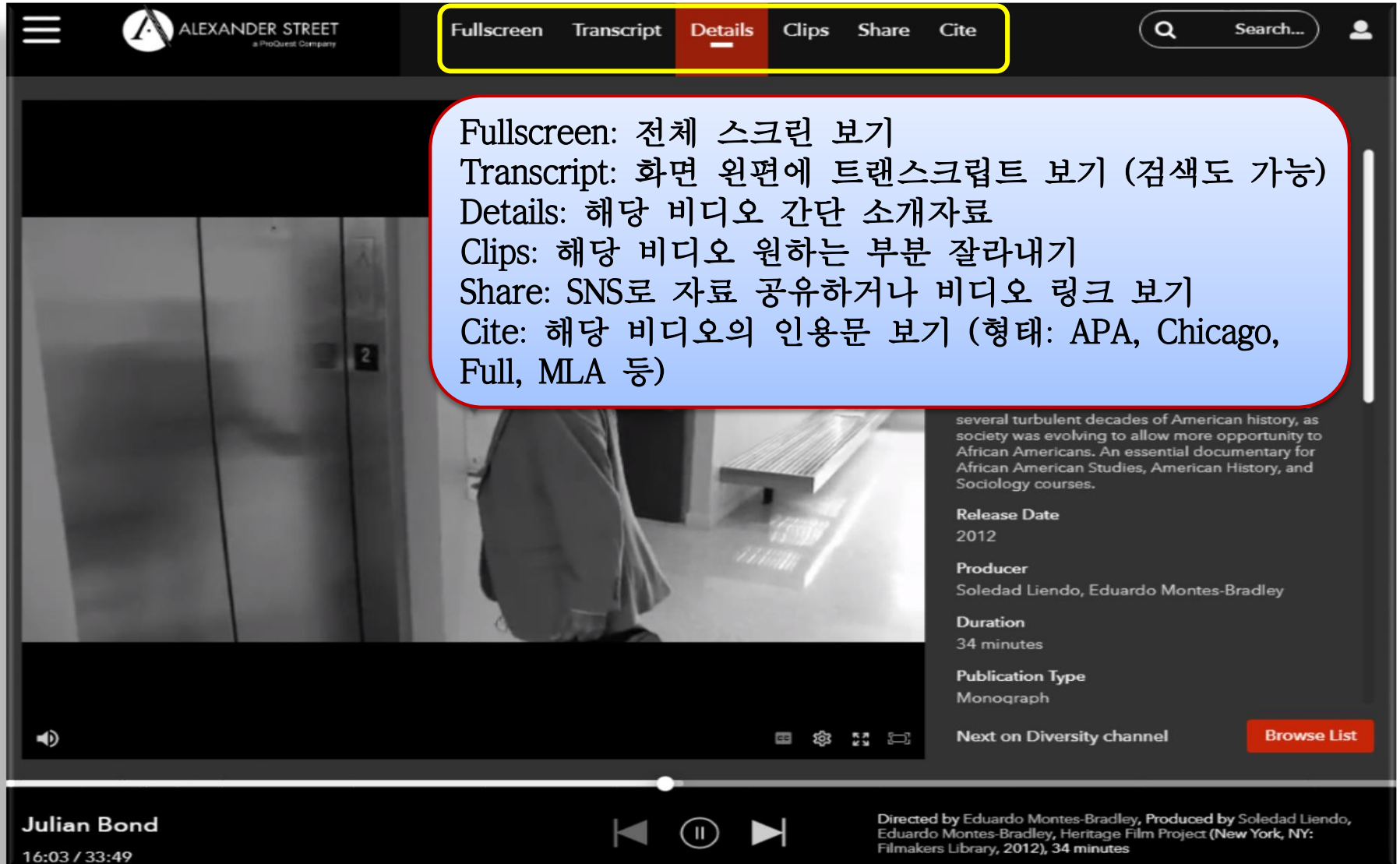
0:36 / 33:49

Cite this video

Search transcript


Cite this video: 해당 비디오 인용문 보기
Search transcript: 해당 비디오의 전체 트랜스크립트의 키워드 검색

비디오 보기



The screenshot shows the Alexander Street video player interface. At the top, there is a navigation bar with a menu icon, the Alexander Street logo, and a search bar. Below the navigation bar, there are several tabs: Fullscreen, Transcript, Details (highlighted in red), Clips, Share, and Cite. The main video player area shows a black and white film still. To the right of the video player, there is a description of the film, its release date (2012), producer (Soledad Liendo, Eduardo Montes-Bradley), duration (34 minutes), and publication type (Monograph). At the bottom, there is a progress bar showing the current time (16:03) and total duration (33:49), along with playback controls (play/pause, stop, next, previous) and a 'Next on Diversity channel' button with a 'Browse List' link.

Fullscreen Transcript **Details** Clips Share Cite

Search... 

Fullscreen: 전체 스크린 보기
Transcript: 화면 왼편에 트랜스크립트 보기 (검색도 가능)
Details: 해당 비디오 간단 소개자료
Clips: 해당 비디오 원하는 부분 잘라내기
Share: SNS로 자료 공유하거나 비디오 링크 보기
Cite: 해당 비디오의 인용문 보기 (형태: APA, Chicago, Full, MLA 등)

several turbulent decades of American history, as society was evolving to allow more opportunity to African Americans. An essential documentary for African American Studies, American History, and Sociology courses.

Release Date
2012

Producer
Soledad Liendo, Eduardo Montes-Bradley

Duration
34 minutes

Publication Type
Monograph

Next on Diversity channel [Browse List](#)

Julian Bond
16:03 / 33:49

Directed by Eduardo Montes-Bradley, Produced by Soledad Liendo, Eduardo Montes-Bradley, Heritage Film Project (New York, NY: Filmmakers Library, 2012), 34 minutes

트랜스크립트

The screenshot shows a video player interface with a transcript overlay. At the top, the word 'war' is entered in a search bar, highlighted with a yellow box. A red arrow points from this box to a blue callout box containing the Korean text '현재 비디오에서 검색' (Search in current video). Below the search bar, the transcript text is displayed, with 'the civil war' highlighted in blue. The interface includes navigation arrows and a '1 of 9 items' indicator.

현재 비디오에서 검색

트랜스크립트에서 검색하여 원하는 부분
찾아보기
- 원하는 부분 (트랜스크립트) 클릭 시
해당 비디오 화면으로 이동

비디오와 함께 연동되어 나오는 소리 그대로
트랜스크립트로 확인 가능 (회색 부분)

클립핑 - 화면 잘라내기



The screenshot displays the Alexander Street Clips interface. On the left, a video player shows a crowd scene with a red box highlighting a specific area. Below the video, there is a text input field containing '과제' and a 'Show preview' checkbox. A red box highlights the '과제' text. Below the video player, a timeline shows the video's duration from 00:00 to 33:49, with a red bar indicating the current clip's start and end times (08:28 to 13:55). The timeline also includes a 'Start' field with '09:01' and a 'Finish' field with '13:55'. On the right, the 'Clips' panel shows a 'Create new' button, a circular thumbnail for 'Sample clip #2', and a 'Watch this!' button. At the bottom of the interface, there are visibility settings: 'Private', 'Public', and 'Institutional', along with a 'Save changes' button.

Clips (개인계정 필요): 화면 상단의 Clips 클릭하여 비디오 중에서 본인이 원하는 분량만큼 잘라내어 저장하기 - Private (혼자 보기), Public (모든 비디오 이용자와 공유), Institutional (기관접속이용자와만 공유) 선택



감사합니다.